

The GYSFLASH 6.12 is specifically designed to charge small vehicles' 12V batteries such as all types of cars, motorbikes or jet-skis. Its 8 step intelligent charging curve provides an optimal charge and charges in half the time of a traditional charger.

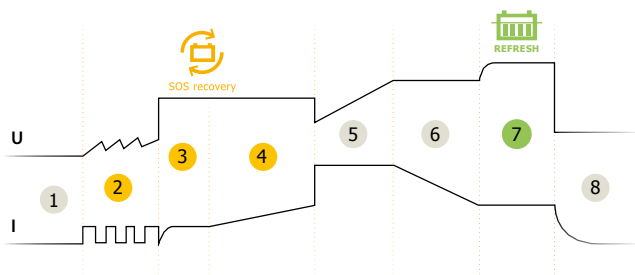
IDEAL FOR CARS & MOTORBIKES

- **Designed for 12 V batteries from 1.2 to 125 Ah** or for maintenance charging up to a 170 Ah.
- **2 charge modes** for maximum versatility:
 - ❄️ **AGM** : Charge mode for cold weather (*less than 5°C*) and for Start & Stop batteries (*EFB & AGM*).
 - **Refresh** 🏠 : Recovers deeply discharged batteries.
- **CAN BUS compatibility** for motorbikes & vehicles equipped with a 12V socket:
 - charges automatically (no monitoring required) and safely without the key in the ignition (optional cable).
- **Optimised maintenance charge**, the charger can remain plugged in indefinitely during winter to maintain the health of the battery. «Auto Restart» feature so the charger can restart automatically with the right settings after a power cut.



HIGH PERFORMANCE CHARGE

- The **8 step charging curve** ensures maximum battery performance and longevity.
- It recovers deeply discharged batteries >2V (*SOS Recovery* 🔄).



- 1 Analysis
- 2 Recovery
- 3 Test
- 4 Desulfation
- 5 Charge
- 6 Absorption
- 7 Refresh (option)
- 8 Floating charge

SAFETY / PROTECTION FOR VEHICLE ELECTRONICS




- **Protection of the vehicle's on-board electronics:** protection against short circuits, polarity reversal and overcharging. Anti-spark technology.
- **Automatic stand-by mode** if the battery is disconnected.
- **Integrated temperature** probe to prevent internal electronics' overheating.
- **Simplified interface** to prevent user error.

ERGONOMIC

- Ultra-compact design, light and portable.
- Quick / easy to connect waterproof connectors.
- Resistant to dust and water ingress (IP65 - not waterproof).
- Can be attached to a wall.



Supplied with :

-  Clamps (45 cm)
-  Eyelets - M6 (45 cm)
-  Male connector (145 cm)

ACCESSORIES



Extension
2.5 m - 029057



Cigarette lighter kit - CAN BUS
35 cm - 029439



















Charging indicator
56 cm



029149 | M6 | 029200



Eyelet connector
45 cm - M6
029194

																
50/60 Hz		Icharge	12 V	Charge	Maintenance	Zz	Ondulation/ Ripple	Charging curve	kg	mm	mm	SOS recovery	CAN BUS	IP		
220-240 V AC	90 W	6 A	12 V	1.2 < 125 Ah	1.2 < 170 Ah	<0.4 Ah/ month	<150 mV Rms	IU ₀ U	8 step	0.77	190 x 100 x 52	195 x 365 x 70	Automatic >2V	✓	IP 65	2 m