

The GYSFLASH 8.12 is specifically designed to charge all types of 12V batteries such as cars, utility vehicles, motor homes or trucks. It features an 8 step intelligent charging curve for an optimal charge; as well as a «Supply» mode to support and maintain showroom vehicle batteries.

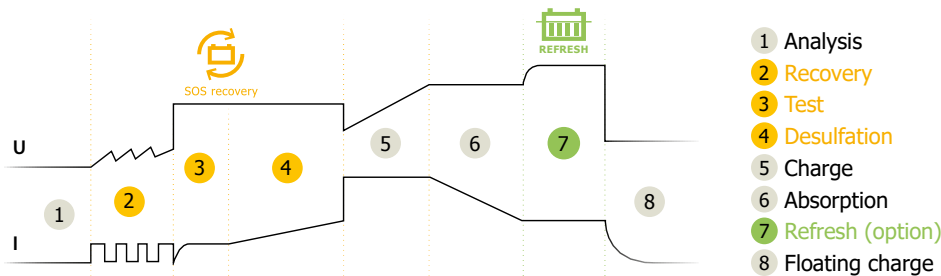
IDEAL FOR CARS AND UTILITY VEHICLES

- **Designed for 12 V batteries from 15 to 160 Ah**, or for maintenance charging up to 240 Ah.
- **2 charge modes** for maximum versatility :
 - ❄️ **AGM** : Charge mode for cold weather (*less than 5°C*) and for Start & Stop batteries (*EFB & AGM*).
 - **Refresh** 🏠 : Recovers deeply discharged batteries.
- **Supply mode** ⚡, transforms the charger into a stabilised power supply :
 - maintains battery health during vehicle demonstrations (*showroom*).
 - preserves memory settings during battery replacement.
- **Optimised maintenance charge**, the charger can remain plugged in indefinitely during winter to maintain the health of the battery. «Auto Restart» feature so the charger can restart automatically with the right settings after a power cut.




HIGH PERFORMANCE CHARGE

- The **8 step charging curve** ensures maximum battery performance and longevity
- It recovers deeply discharged batteries >2V (*SOS Recovery* 🔄).



- 1 Analysis
- 2 Recovery
- 3 Test
- 4 Desulfation
- 5 Charge
- 6 Absorption
- 7 Refresh (option)
- 8 Floating charge

Supplied with :



















Clamps
(1.9 m)

SAFETY / PROTECTION FOR VEHICLE ELECTRONICS

- **Protection of the vehicle's on-board electronics:** protection against short circuits, polarity reversal and overcharging. Anti-spark technology.
- **Automatic stand-by mode** if the battery is disconnected.
- **Integrated temperature probe** to prevent internal electronics' overheating.
- **Simplified interface** to prevent user error.

ERGONOMIC

- Ultra-compact design, light and portable.
- Resistant to dust and water ingress (IP65 - not waterproof).
- Can be attached to a wall.

															
50/60 Hz		Icharge	V	Charge	Maintenance	Zz	Ondulation / Ripple	Charging curve		kg	mm	mm	SOS recovery	IP	
220-240 V AC	130 W	8 A	12 V	15 <160 Ah	15 <240 Ah	<0,4 Ah / month	<150 mV Rms	IU ₀ U	8 step	0,85	190 x 100 x 52	195 x 365 x 70	Automatic > 2V	IP 65	2 m